

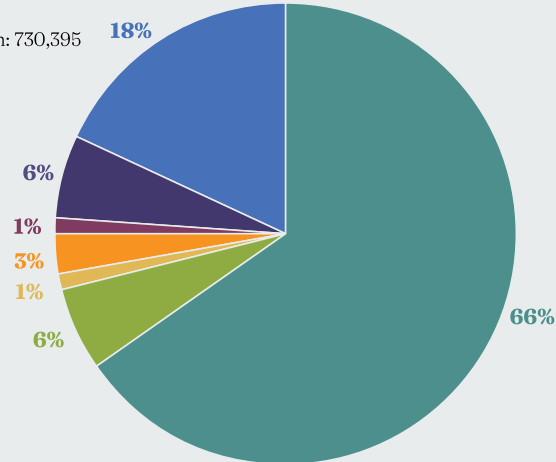
BY THE NUMBERS

Since the 2010 cultural plan, the population of both Teller and El Paso counties has grown and continued the trend of becoming more racially and ethnically diverse. By 2030, projections show the region topping 800,000 and reaching more than a million residents by 2045. Teller county could reach 125,000 by 2050.

POPULATION BY RACE AND ETHNICITY: 2020

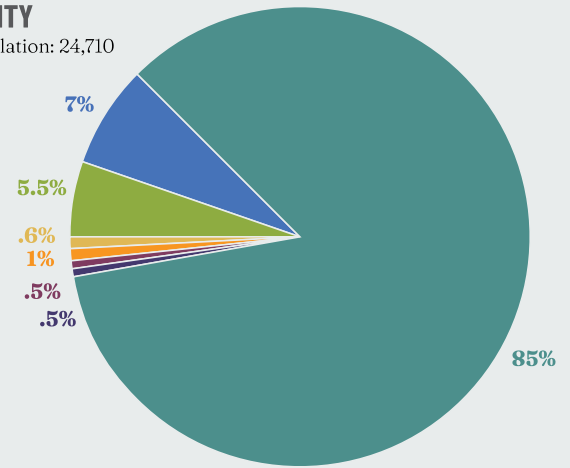
EL PASO COUNTY

2020 Total Population: 730,395



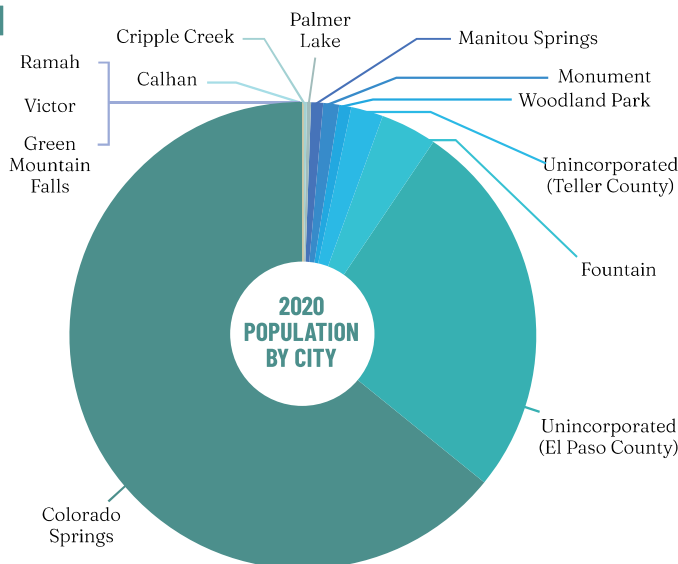
TELLER COUNTY

2020 Total Population: 24,710



White / Caucasian	African American	American Indian & Alaska Native	Asian / Pacific Islander	Hispanic / Latino	Two or More Races	Other
El Paso: 480,484 Teller: 21,017	El Paso: 40,759 Teller: 132	El Paso: 3,816 Teller: 122	El Paso: 24,379 Teller: 213	El Paso: 129,984 Teller: 1,716	El Paso: 46,374 Teller: 1,362	El Paso: 4,599 Teller: 148

POPULATION BY CITY: 2020



City	Total Population
Ramah	146
Victor	426
Green Mountain Falls	563
Calhan	704
Cripple Creek	1,258
Palmer Lake	2,887
Manitou Springs	5,283
Monument	7,398
Woodland Park	7,885
Unincorporated (Teller County)	15,819
Fountain	29,784
Unincorporated (El Paso County)	195,423
Colorado Springs	478,215

Sources: U.S. Census Bureau 2020 Redistricting Data (Public Law 94-171) Summary File Compiled by the Colorado State Demography Office. Date Produced: 08/13/2021

MILITARY POPULATION

40,364
active duty

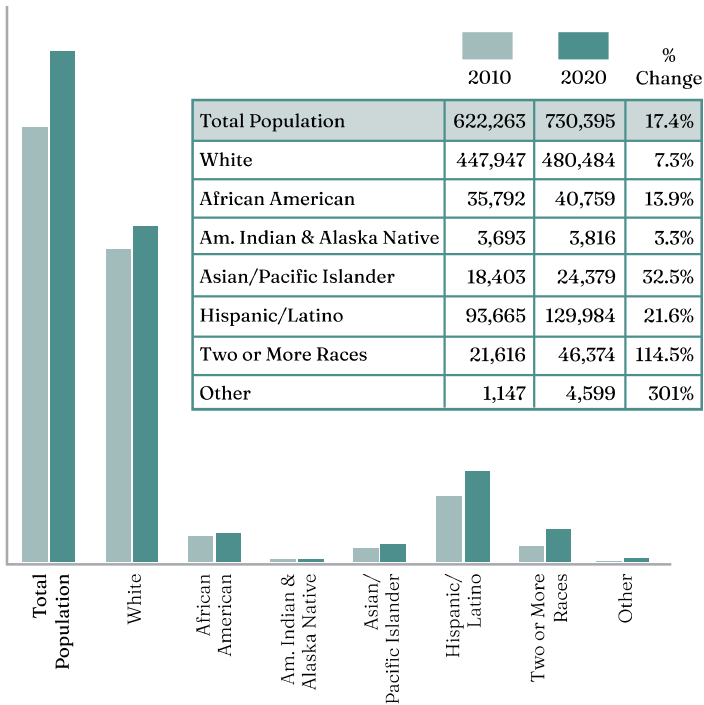
132,994
civilian employees, retirees, and family members

1,993
reservists

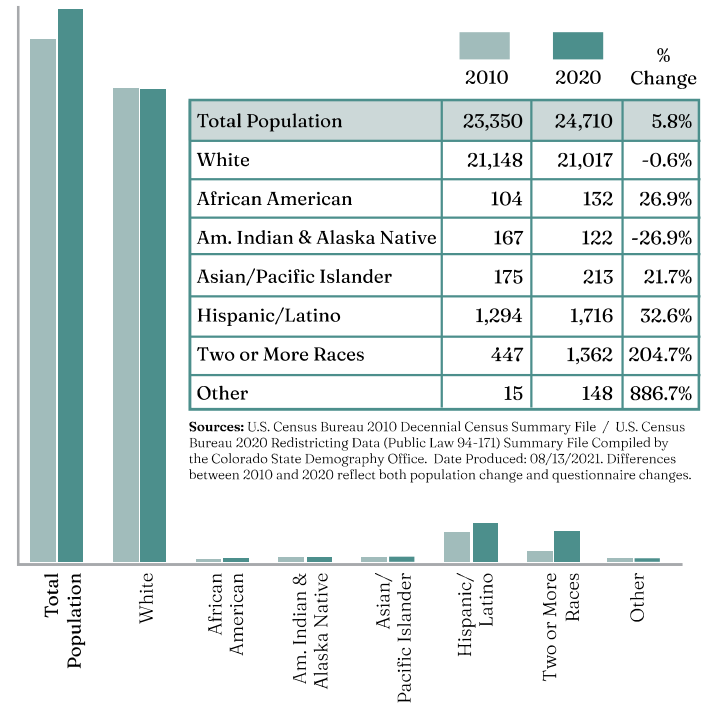
176,331
total residents with close military affiliation in the region

POPULATION BY RACE AND ETHNICITY: 2010 vs. 2020

EL PASO COUNTY



TELLER COUNTY



Sources: U.S. Census Bureau 2010 Decennial Census Summary File / U.S. Census Bureau 2020 Redistricting Data (Public Law 94-171) Summary File Compiled by the Colorado State Demography Office. Date Produced: 08/13/2021. Differences between 2010 and 2020 reflect both population change and questionnaire changes.

AGE DISTRIBUTION



Over the last decade, the population's age distribution has shifted from younger to older, with the under-20 age group declining and the 65 and older group growing. Projections expect the senior group to continue to grow annually as more older residents move to the region along with aging of existing residents. Although the 20-34 age group representative of young professionals also grew, this group is expected to experience the smallest growth moving forward.

CREATIVE JOBS

The region is expected to gain jobs, by as much as 41% by 2050. This includes creative jobs which make up approximately 5% of total employment in the region. The Western States Arts Federation (WESTAF) Creative Vitality Index (CVI) collects data on 57 different creative occupations by county; the Pikes Peak region saw creative job growth from 2010 to 2019.

TOTAL JOBS EXPECTED TO GAIN AS MUCH AS

41% BY 2050

CREATIVE JOBS MAKE UP APPX.

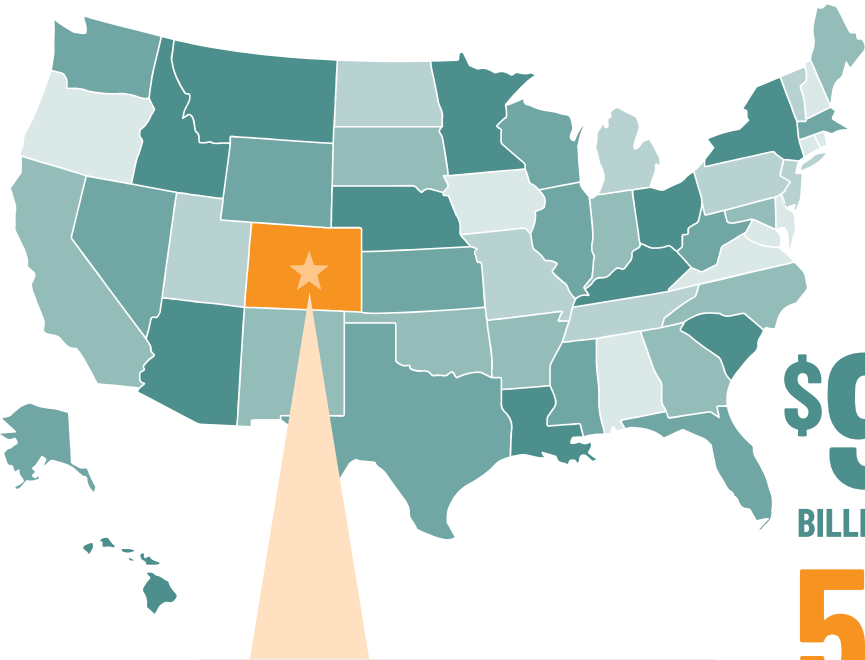
5% OF TOTAL JOBS IN THE REGION

DATA COLLECTED ON

57 CREATIVE OCCUPATIONS

	2010 Creative Jobs	2019 Creative Jobs	% change
El Paso County	11,011	11,671	▲ 6%
Teller County	246	249	▲ >1%
TOTAL	11,257	11,920	▲ 663 or 6%

ECONOMIC IMPACT OF THE NONPROFIT ARTS AND CULTURE ORGANIZATIONS



The nation's arts and culture sector—nonprofit, commercial, education—is a \$919.7 billion industry that supports 5.2 million jobs. That is 4.3% of the nation's economy—a larger share of GDP than sectors like agriculture, transportation, and construction.

\$919.7
BILLION DOLLAR INDUSTRY

4.3%
OF THE NATION'S ECONOMY

5.2 MILLION JOBS
NATIONWIDE

In the Pikes Peak region, the economic impact of the arts not only enhances quality of life, but also supports economic well-being.

5,070

ALL FIGURES FROM THE
ARTS & ECONOMIC PROSPERITY STUDY 5 (2017)
FOR THE PIKES PEAK REGION

the number of jobs nonprofit arts and culture orgs supports in the region

\$153.3
MILLION

the annual economic activity generated by the nonprofit arts and culture sector in the Pikes Peak region

\$51.2
MILLION

the amount nonprofit arts and culture organizations spend in the community on goods and services

\$102.1
MILLION

the amount of event-related spending by audiences beyond their ticket for admission to arts and cultural events

\$100.8
MILLION

annual household income to local residents

TOURISM



\$64.23

amount each visitor spends beyond the price of admission in the community on things like lodging, meals and transportation.


\$28.73

amount local attendees spend beyond the price of admission.



THE PIKES PEAK REGION ATTRACTS

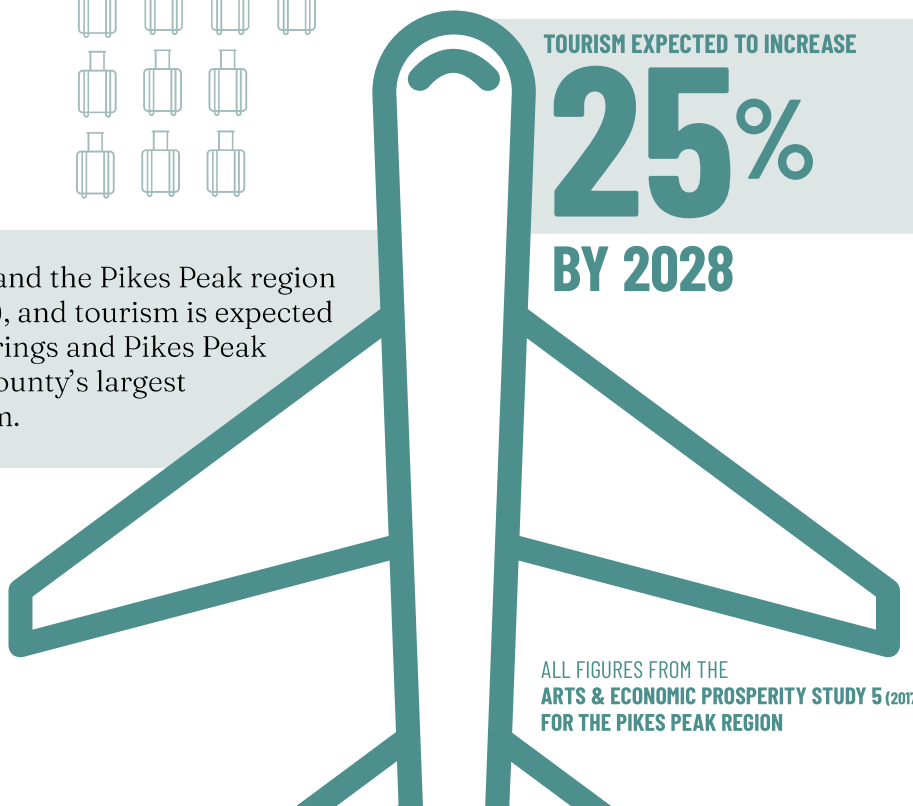
23 MILLION VISITORS PER YEAR (2017)



TOURISM EXPECTED TO INCREASE

25%
BY 2028

Tourism is on the rise. Colorado Springs and the Pikes Peak region attracts 23 million visitors per year (2017), and tourism is expected to increase by 25% by 2028 (Colorado Springs and Pikes Peak region Destination Master Plan). Teller County's largest industry is and will continue to be tourism.



ALL FIGURES FROM THE
ARTS & ECONOMIC PROSPERITY STUDY 5 (2017)
FOR THE PIKES PEAK REGION